










MYGA Products

Carrier / Product Name	AM Best	Max Issue Age	Min Premium	SC Years	Free Withdrawal Yr 1 Yr 2+	Last Change	Current Rate	Years Rate GTD	Base Rate	GTD Yield Surrender	Commission
Rate Guaranteed 1-Years											
CLEAR SPRING LIFE Preserve MYGA 1 MVA <i>High Band</i>	A-	90	250,000	1 yr 	0% / 10%	08/01/2023	4.25	1 yr	4.25	4.25	0-80: 0.50+ 81-85: 0.38+ 86-UP: 0.25+
Rate Guaranteed 2-Years											
OCEANVIEW LIFE AND ANNUITY Harbourview 2 MVA <i>High Band</i>	A-	89	80,000	2 yrs 	0% / 10%	08/07/2023	4.90	2 yrs	4.90	4.90	0-79: 0.85+ 80-UP: 0.425+
ASPIDA Synergy Choice 2 MVA <i>High Band</i>	A-	90	100,000	2 yrs	0% / 0%	07/31/2023	4.55	2 yrs	4.55	4.55	18-80: 1.00+ 81-90: 0.50+
Rate Guaranteed 3-Years											
THE OHIO STATE LIFE INS. CO. Nex3 MVA	B+	85	10,000	3 yrs 	0% / 0%	06/30/2023	5.50	3 yrs	5.50	5.50	0-80: 2.00+ 81-UP: 1.00+
SENTINEL SECURITY LIFE INS. CO. Personal Choice Annuity 3 MVA	B++	85	2,500	3 yrs 	0% / 0%	08/02/2023	5.40	3 yrs	5.40	5.40	0-80: 1.50+ 81-85: 1.00+
Rate Guaranteed 4-Years											
OXFORD LIFE INSURANCE COMPANY Multi-Select 4 MVA	A	85	20,000	4 yrs 	Int / 10%	08/07/2023	5.10	4 yrs	5.10	5.10	18-75: 1.30+ 76-80: 0.55+ 81-UP: 0.45+
CLEAR SPRING LIFE Preserve MYGA 4 MVA <i>High Band</i>	A-	90	250,000	4 yrs 	0% / 10%	08/01/2023	5.10	4 yrs	5.10	5.10	0-80: 1.75+ 81-85: 1.31+ 86-UP: 0.88+
PACIFIC GUARDIAN LIFE Diamond Head 4	A	85	10,000	4 yrs 	10% / 10%	07/17/2023	5.00	4 yrs	5.00	5.00	18-85: 2.00+
Rate Guaranteed 5-Years											
THE OHIO STATE LIFE INS. CO. Nex5 MVA	B+	85	10,000	5 yrs 	0% / 0%	06/30/2023	5.65	5 yrs	5.65	5.65	0-80: 2.50+ 81-85: 1.25+
SENTINEL SECURITY LIFE INS. CO. Personal Choice Annuity 5 MVA	B++	85	2,500	5 yrs 	0% / 0%	08/02/2023	5.60	5 yrs	5.60	5.60	0-80: 2.25+ 81-90: 1.50+